



Monthly Factsheet

GEC – GLOBAL ENHANCED CASH

January 2023

Labels



LUXFLAG
Label

LuxFLAG certification acknowledges GFG's commitment in integrating environmental, social and governance considerations into its investment process.

Fund details

Fund's AUM	19 M€
Fund Name	GFG Funds
Investment Manager	GFG Groupe de Gestion (Monaco) SAM
Liquidity	Daily
Settlement	T+3 (Subscription) T+3 (Redemption)
Fund Manager	Roberto Scisci
Benchmark*	€STR + 0.085%
Custodian Bank	Credit Suisse (Luxembourg) S.A.
Auditor	Deloitte Luxembourg
Inception Date	05 March 2020
Currency	EUR
Registered in	Luxembourg, Italy, Switzerland
SFDR	Article 8
SRRI	2

* The Fund is actively managed with reference to the benchmark (OISEONIA Index) with the exclusive objective of calculating its performance fees

Main Portfolio Statistics

	GEC	Benchmark
Monthly Return	0.58%	0.18%
Return since Inception (05/03/20)	-0.48%	-0.63%
Annualized Volatility since Inception	1.04%	0.05%

Fund Description and Objective

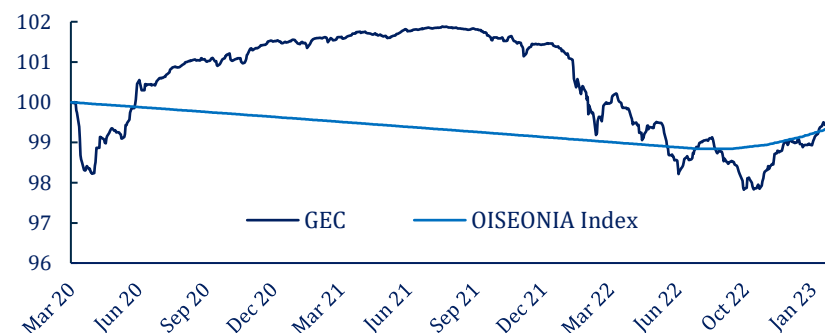
GEC – Global Enhanced Cash is an open-end UCITS V compliant fund. The fund aims to capital preservation with the objective of generating excess return with respect to the European Central Bank short term rates. The fund will invest in cash, cash equivalents and fixed income instruments, including but not limited to deposits, fixed and floating interest rate debt securities, issued by government and corporate issuers, with an average duration below 12 months.

Track Record

	1M	3M	YTD	2022	2021	2020*
Global Enhanced Cash	0.58%	1.22%	0.58%	-2.48%	-0.03%	1.49%

*since the inception date, 5th of March 2020

Cumulative Performance since inception (base 100)



Market Commentary

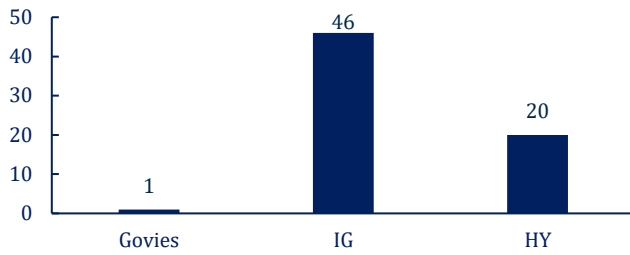
Last month the Fixed Income world finally made a come back. Supported both by weak inflation data and high volatility, euro rates gapped in and tightened around 35 bps across the curves with medium-term maturities benefiting the most. Credit spreads' performance was also positive, delivering a compression of 50/60 bps roughly, which now means that IG/HY yields have tightened around 100/150 bps since the beginning of the year.

Performance Commentary

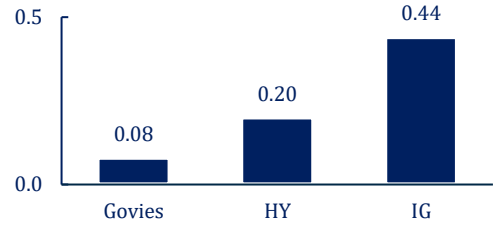
In January Global Enhanced Cash delivered a net performance of +0.58%. At portfolio level, as you would expect, the main contributor was credit, with short-rate hedge costs of around 5 bps. For February, the dilemma is that, should we look at market performances, we can affirm that fixed income and equity are telling us two different stories. From a macro perspective, inverted curves usually mean recession. We do not believe this to be the case as short-term yields shot up due to inflationary pressures, pushing historical rates above the highest point on the belly of the curve (technical inversion). On the other hand, it is probably too early to state inflation is over. For that reason, we prefer to keep a neutral duration exposure and to keep a pro-active stance should we see spikes again (increasing 0.2/0.3y in duration).



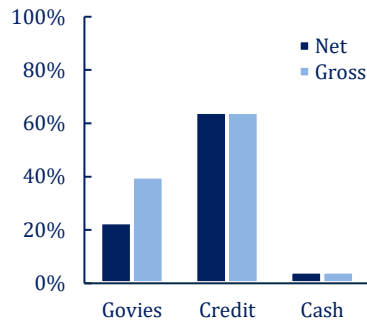
Monthly Gross Performance breakdown (in basis points)



Duration Breakdown (years of duration)



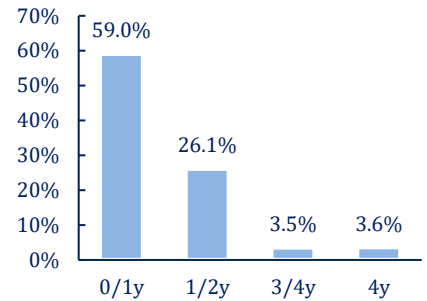
Asset Type



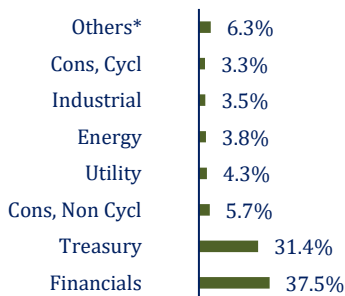
Portfolio Statistics

	GEC
Yield to maturity	3.69%
Yield to call	3.46%
Duration	0.72
Number of positions	40
Average Coupon	2.17%
Average Rating	BBB
Average Maturity	1.31

Maturity Breakdown

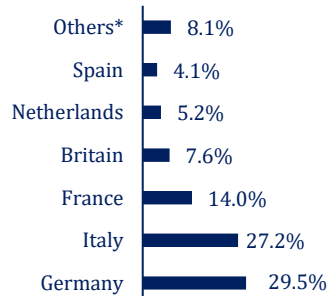


Sector Breakdown (Only Long positions)



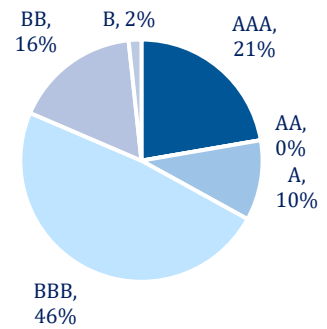
*All sectors below 3% of gross exposure

Country Breakdown (Only Long positions)

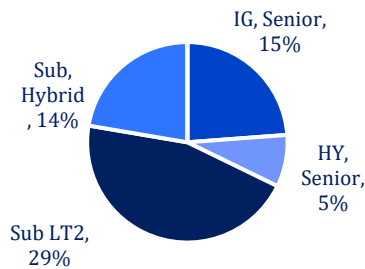


*All countries below 3% of gross exposure

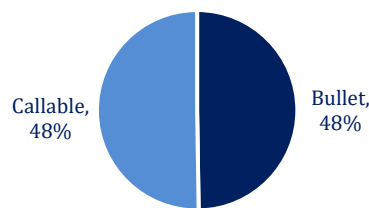
Rating Allocation



Credit Seniority Breakdown



Bond Maturity Type*



*Data do not include futures holdings

Top 5 Issuers

Bond	Average Yield	Average Duration	Weight
Germany	2.44%	0.47	21.33%
Italy	3.08%	1.39	10.08%
Societe Generale	2.94%	0.23	4.42%
Intesa Sanpaolo	3.87%	1.94	4.13%
UnipolSai	5.90%	1.28	3.90%

Share Classes

	ISIN	Management Fees	Performance Fees**	Minimum investment
Class I - Institutional	LU1981743435	0.25%	15%	No minimum applied
Class P - Institutional	LU1981743518	0.35%	15%	No minimum applied
Class PP - Retail	LU1981743609	0.45%	15%	No minimum applied

Please read the information at the end of this document. This document is addressed to professional, qualified and institutional investors only, do not forward it. Past performance is not indicative of future performance

**The performance fee will be paid yearly. It will amount to 15% of the performance achieved after deduction of all expenses, liabilities and management fees, with the high water mark calculation. Please refer to the SICAV prospectus for the complete methodology.

All the data referring to Global Enhanced Cash represents the I Share Class. All data updated as of 31/01/2023



This is a marketing communication. This document does not constitute an investment solicitation, offer, advice or recommendation, and it is not an information document required by any legislative provision. This is not a contractually binding document.

Please refer to the Key Investor Information Document (KIID) and to the Prospectus of the Fund available from the placement agents and on the websites <https://www.credit-suisse.com/microsites/multiconcept/en/our-funds.html> or www.gfgfunds.it in order to retrieve complete information on the risks involved in investing in the Fund and do not base any final investment decision on this communication.

This document does not take into consideration the investment objectives, financial situation or particular needs of any person or legal entity. The decision to invest in the promoted sub-funds should take into account all the characteristics or objectives of the promoted sub-funds as described in its prospectus, or in the information which is to be disclosed to investors in accordance with Article 23 of Directive 2011/61/EU, Article 13 of Regulation (EU) No 345/2013, Article 14 of Regulation (EU) No 346/2013 where applicable.

Investing in the Fund concerns the acquisition of units of the Fund, and not in a given underlying asset. Investing in the Fund carries a high degree of risk and, therefore, should only be made by investors with sufficient financial resources to enable them to take this risk and to bear the loss of all or part of their investment. The Fund's risk and reward profile does not reflect the risk inherent in future circumstances that differ from what the Fund has experienced in the recent past. This includes the following events which are rare but can have a large impact:

- Credit risk: Issuers of assets held by the Fund may not pay income or repay capital when due. Part of the Fund's investments may have considerable credit risk.
- Liquidity risk: Assets cannot necessarily be sold at limited cost in an adequately short timeframe. Part of the Fund's investments may be prone to limited liquidity. The Fund will endeavor to mitigate this risk by various measures.
- Counterparty risk: Bankruptcy or insolvency of the Fund's derivative counterparties may lead to payment or delivery default. The Sub-fund will endeavor to mitigate this risk by the receipt of financial collateral given as guarantees.
- Operational risk: Deficient processes, technical failures or catastrophic events may cause losses.
- Political and Legal risks: Investments are exposed to changes of rules and standards applied by a specific country. This includes restrictions on currency convertibility, the imposing of taxes or controls on transactions, the limitations of property rights or other legal risks.
- Sustainability risks: Sustainability risks are environmental, social or governance events or conditions that can have a material negative effect on the return, depending on the relevant sector, industry and company exposure.

The sub-funds here presented are actively managed and are not managed in reference to any benchmark. Reference to an index is made for comparison purposes only. The index is not mentioned in the investment policy of the sub-fund. Global Enhanced Cash performance fee is calculated in relation to a Reference Index as detailed in the prospectus.

Past performance is not indicative of future performance, and there can be no assurance that the Fund will achieve results comparable to those sought. The actual returns of the Fund will depend on several factors, including actual expenses, carried interest and expenses of the Fund, future operating results, terms of actual investments and market terms and conditions at the time of disposition, legal and contractual restrictions on the transfer that could limit liquidity, any related transaction costs and the timing and methods of disposal, which may differ from the assumptions and circumstances on which the objective returns are based. As a result, actual returns may differ materially from the objective returns disclosed herein. Potential investors should keep in mind that target performance is not a guarantee, projection or forecast and is not necessarily indicative of future results. The performances reported in this document do not take into account any expenses collected at the time of issue and redemption of units or tax charges. The information on past performance relies on figures denominated in Euro. Should the investor decide to invest in a Swiss Francs denominated share-class, he should be aware that returns may increase or decrease as a result of currency fluctuations.

Although part of the content of this document is derived from or based on sources of information and/or economic models believed to be reliable, we do not guarantee their accuracy or quality, and any information, or consequent analysis, may be incomplete, rounded, inaccurate or condensed.

All the track records related statistics of GFG Funds sub-funds reported in this presentation refer to the respective "I" Share Classes. ISINs details are available in the appendix of this presentation. Where the "I" Share Class was not launched first, a proxy track record is used to cover the period before its launch, derived from the oldest share class, adjusting the fees to match the commissions of the "I" Share Class.

All sub-funds of GFG Funds SICAV has been categorized as financial product in the scope of article 8 of the SFDR. As such, they will solely invest in instruments meeting the Investment Manager's ESG Policy. The sub-funds do not commit to investing in any "sustainable investment" within the meaning of the Taxonomy Regulation. The full set of information on sustainability-related aspects related to the sub-funds to be provided pursuant to Regulation (EU) 2019/2088 is available to download at <https://www.credit-suisse.com/microsites/multiconcept/en/our-funds.html>.

Investors must not rely on the LuxFLAG label with regard to investor protection issues and LuxFLAG may not incur any liability related to financial performance or default of the labelled fund. LuxFLAG ESG Label is valid from 1st July 2022 to 30th June 2023, subject to renewal.

Swiss Representative: Waystone Fund Services (Switzerland) SA, Avenue Villamont 17, CH-1005 Lausanne, Switzerland. Swiss Paying Agent: Helvetische Bank AG, Seefeldstrasse 215, 8008 Zürich, Switzerland. In Switzerland, the prospectus, key investor information, coordinated articles of association, annual and half-yearly reports of the Fund can be obtained free of charge in English from the Swiss Representative.

Source of all data: GFG Groupe Financier de Gestion (Monaco) SAM and Bloomberg L.P.

GFG Groupe Financier de Gestion (Monaco) SAM

41 Avenue Hector Otto
MC - 98000 Monaco
Tel: +377-979 72 737
Fax: +377-979 72 738

Internet: www.gfggroupe.com
E-mail: info@gfgmonaco.com